

Data Breach Prevention, Detection & Response

Ami Rodrigues & Toni Igbenoba
December 16, 2020



Mission of Pro Bono Partnership of Atlanta:

To provide free legal assistance to community-based nonprofits that serve low-income or disadvantaged individuals.

We match eligible organizations with volunteer lawyers from the leading corporations and law firms in Atlanta who can assist nonprofits with their business law matters.

Pro Bono Partnership of Atlanta Eligibility & Other Information

- In order to be a client of Pro Bono Partnership of Atlanta, an organization must:
 - Be a 501(c)(3) nonprofit.
 - Be located in or serve the greater Atlanta area.
 - Serve low-income or disadvantaged individuals.
 - Be unable to afford legal services.
- Visit us on the web at www.pbpatl.org
- We host free monthly webinars on legal topics for nonprofits
 - To view upcoming webinars or workshops, visit our [Event listings](#)
 - Join our mailing list by emailing rla@pbpatl.org

Legal Information

This webinar presents general guidelines for Georgia nonprofit organizations and should not be construed as legal advice. Always consult an attorney to address your particular situation.

© 2020 Pro Bono Partnership of Atlanta. All rights reserved. No further use, copying, dissemination, distribution or publication is permitted without express written permission of Pro Bono Partnership of Atlanta.

Considerations Before a Security Breach

1. What is the Incident?

2. Identifying a Response Team

3. Dry Run/Tabletop Exercise

What's the Incident?

- All security breaches are incidents, but not all incidents are security breaches!
 - ✓ Look at the relevant state law



Identify a Response Team

- Identify a core response team that will be designated to address security breaches

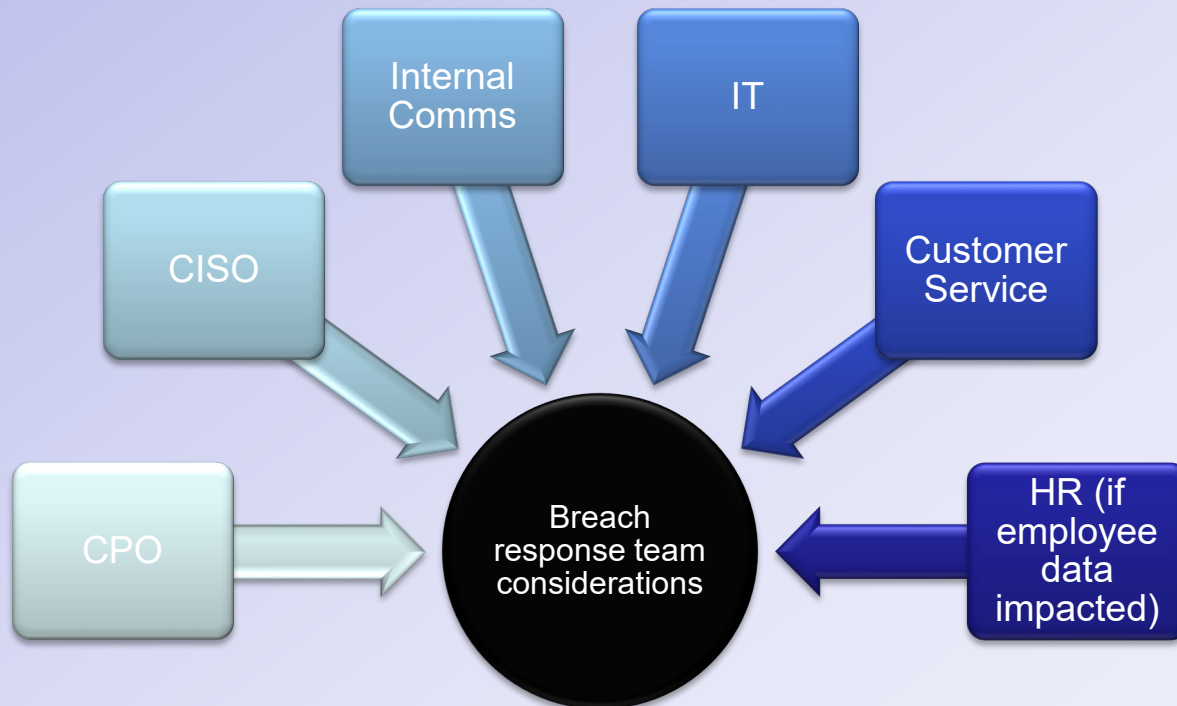




Table-top Exercises

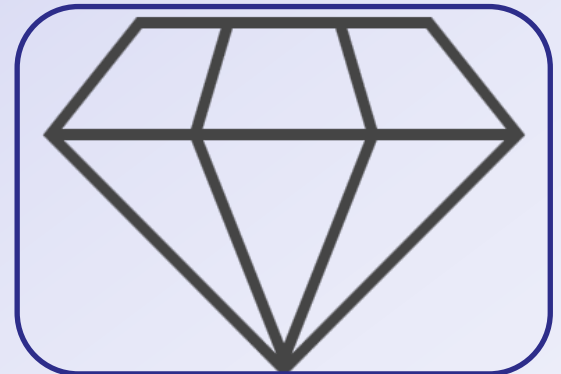
- Conduct tabletop exercises based on your organization's size and type of information held



Practice security breach scenarios and ensure the response team (and employees) know how to respond based on the organization's policies and protocols.



Discuss how to preserve privilege



Identify "crown jewels" – areas of vulnerability within the organization's processing of data

Considerations During a Security Breach


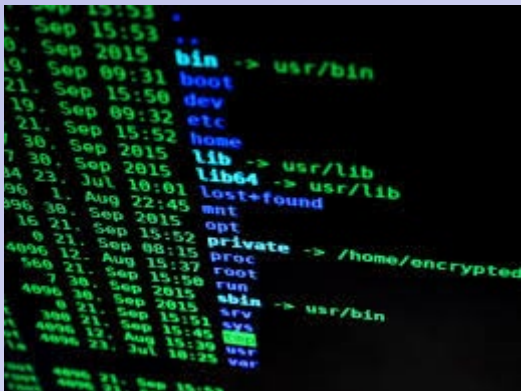
1. Stop the Source
of Vulnerability

2. Don't Panic!

3. Seek Counsel

Stop the Source of Vulnerability

- Focus on stopping leakage/cause of the security breach in order to prevent further harm



Stop the Source of Vulnerability

- In the instance of a non-technical glitch or issue (e.g., theft of paper files), document all known factors.

Seek Counsel

- Get counsel involved – contact PBPA to get assistance from a pro bono breach attorney if you do not have counsel on your staff.



Don't Panic!

➤ Don't panic! Assess –

“Who”

- What groups are impacted by the breach?
- Customers or employees?

“What”

- What type of data has been breached?

“Where”

- What systems or corporate environments are breached?

“When”

- When did the breach take place?

“Why”

- What vulnerability or error triggered the breach?

“How”

- How to fix the breach?
- How to remedy affected groups?

Not all of these answers may be immediately available and may instead, develop over time.

Considerations After a Security Breach

1. Are operations back to normal?

2. Breach notification or courtesy notifications

Are Operations Back to Normal?

- How do you know if the security breach incident is over?

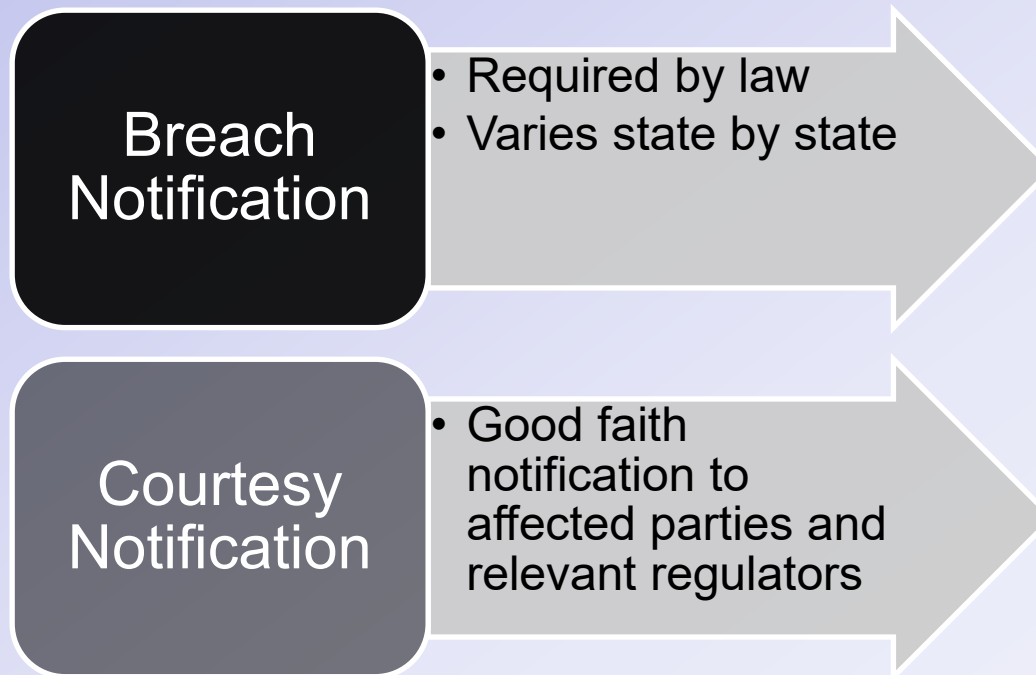


- When do you resume operations as per normal?



Breach Notification or Courtesy Notification

- Once immediate threats have been assuaged and a plan of action has been written up, work with counsel on any required or courtesy notifications.



Security Breach Checklist

- Identify by state law whether a security breach exist
- Identify a response team
- Practice table-top exercises to simulate real breach scenarios
- Stop the source of the vulnerability
- Don't panic! Assess the facts
- Seek counsel
- Decipher if operations are back to normal and affected parties have been remedied
- Render necessary breach notifications (whether required or courtesy)

Questions?



For More Information:

If you would like more information about the services of Pro Bono Partnership of Atlanta, contact us at:

www.pbpatl.org
info@pbpatl.org
(404) 618-0900